



TX7220

Addressable Dual Input Output Module

Feature and Benefits

- EN54-18 Compliance
- Built-in MCU processor and digital addressing
- Two circuits 24VDC/2A Output relay contact and Control module
- Two circuits Input Fire or Supervisory signal configuration
- Dis/Enable Input and output cable monitored
- LED status indicator
- Onsite Adjustable Parameter
- Loop or external power input
- Aesthetically pleasing design
- Surface mounting with fix base for simple installation

Overview

The TX7220 Addressable Dual Input/output Module is characterized as two inputs or outputs volt free relay and control module. The unit is normally used for overriding equipment such as lift return, door holder, smoke extract fans, air handling unit, auto dialler to fire brigade, BMS and etc.

The unit has built-in feedback signal feature, according to the pre-configured interface module command fire scenario

the alarm controller send out start command to the equipment required to start. After receiving the command, output module enables its relay to change state. Once the module is under control and operated a confirmation signal will be sending back to the alarm controller. In addition, the unit incorporates an intelligent processor that provides automatic monitoring for both open and short circuit of the input signal line.

The unit manufactured base on the requirement of EN 54 part 18, European Standard. The unit is aesthetically pleasing with unobtrusive design that will complement modern building designs and its plug-in type assembles make installation and maintenance more convenient to the installer. The unit is compatible to the TX7004 Analogue Intelligent Fire Alarm Control Panel, produced by single manufacture T&A, to avoid addressable communication compatibility problem.



Technical Specification

Compliance	EN54-18:2005
Input Voltage	Loop Power: 24VDC [16V to 28V] External PSU: 20 to 28VDC
Current Consumption	Loop: Standby 0.6mA, Alarm: 2.6mA PSU: Standby 0.6mA, Alarm: 45mA
Control output voltage	24VDC / 2A rating (per circuit)
Input Relay	Normally Open dry contact
Input Resistance	5.1Kohms/ ¼ W (per circuit)
Protocol/Addressing	T&A, Value range from 1 to 254
Indicator Status	Normal: Single blink/Active: Steady/Fault: Double Blink 24VDC / 2A rating
Material / Colour	ABS / White Glossy finishing
Dimension / LWH	108 mm x 86 mm x 38 mm
Weight	182g (with Base), 100g (without Base)
Operating Temperature	-10° C to +50° C
Ingress Protection Rating	IP30
Humidity	0 to 95% Relative Humidity, Non condensing

Installation and Wiring

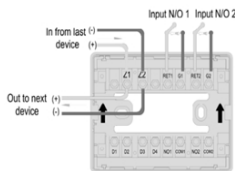
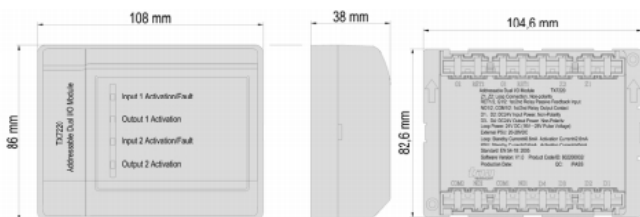


Figure 2: Input Wiring Details (Loop Powered)

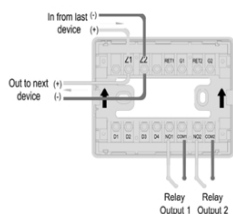


Figure 3: Relay Output Wiring Details (Loop Powered)

Terminal Description

- Z1 Signal In (+)
- Z1 Signal Out (+)
- Z2 Signal In (-)
- Z2 Signal Out (-)
- RET 1 Input Cable (Circuit 1); RET 2 Input Cable (Circuit 2)
- G 1 Input Cable (Circuit 2); G 2 Input Cable (Circuit 2)
- D1 External Power Supply In (+)
- D2 External Power Supply In (-)
- D3 External Power Supply Out (+)
- D4 External Power Supply Out (-)
- COM1 Output Cable (Circuit 1); COM2 Output Cable (Circuit 2)
- N01 Output Cable (Circuit 1); N02 Output Cable (Circuit 2)

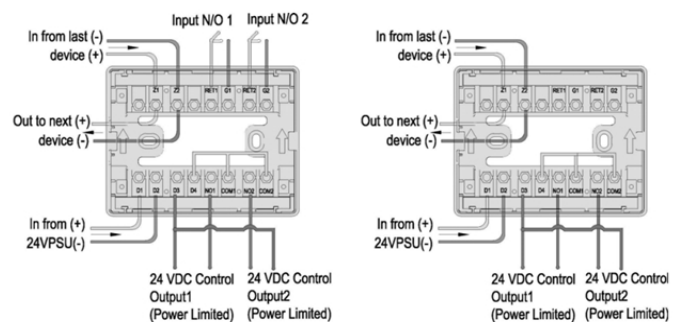


Figure 4

Figure 5

